



Cymdeithas Llywodraeth Leol Cymru
Welsh Local Government Association

Waste Improvement Programme

Waste Finance Project 2021-22

DRAFT Household Waste Services Summary Report - Ceredigion

Notes

Individual waste finance summary reports demonstrate a councils own expenditure and position relative to other councils in household waste service areas.

Points to note:

- All 22 Welsh councils are represented in this report; however it is important to note that Wrexham council figures for 2021-22 have been estimated.
- Post collection costs include Transfer, Treatment and Disposal costs.
- Figures in this report include additional expenditure where relevant in relation to councils' response to the COVID -19 pandemic.

A small number of councils were unable to include COVID-19 related expenditure in their WasteDataFlow (WDF) finance return. These include Blaenau Gwent, Ceredigion and Wrexham. It is important to consider this when reading the report as these councils may exhibit lower expenditure than the true service cost.

More information on the WLGA Waste Finance Project can be found here: [Waste Finance Project - WLGA](#)

Overview - Household Waste Services

£6.1M - Total net service cost

£172.70 - Total net service cost per household

£3.32 - Average net service cost per household per week

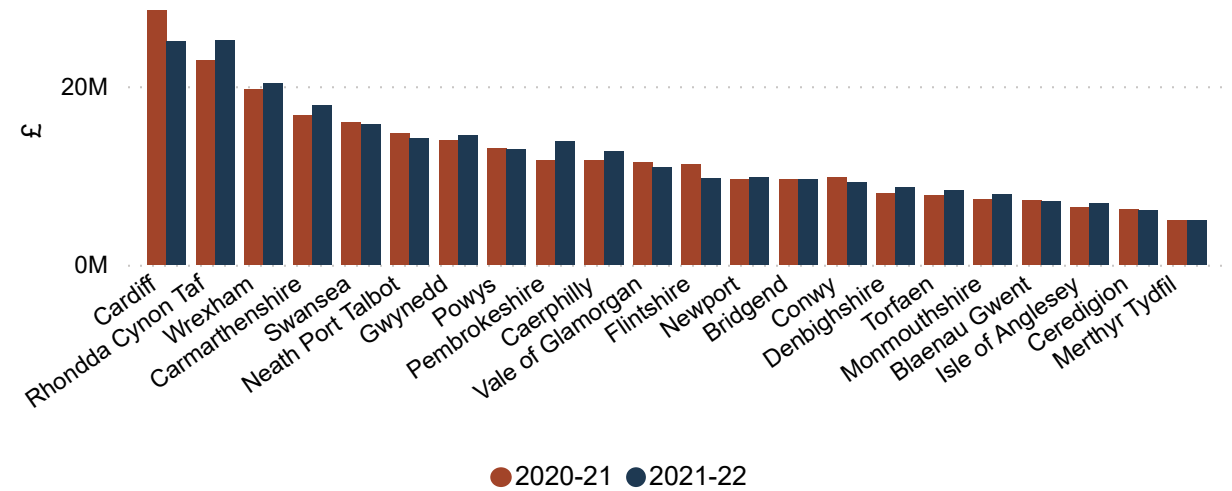
Net expenditure

2020-21	↘	2021-22
£6.2M		£6.1M
-1.2%		

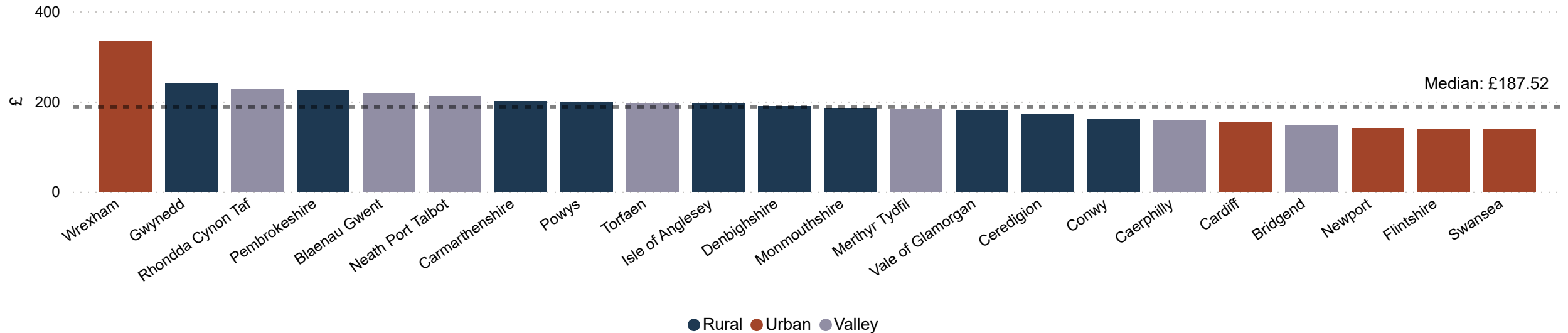
Net cost per household

8th lowest cost out of 22 councils
2nd lowest cost out of 10 Rural councils
1st lowest cost out of 2 Mid councils

Total net expenditure on household waste services between, 2020-21 and 2021-22



Total net expenditure per household on household waste services, 2021-22



Dry Recycling - Total Service, Collection and Post Collection Cost

£45.35 - Total net service cost per household

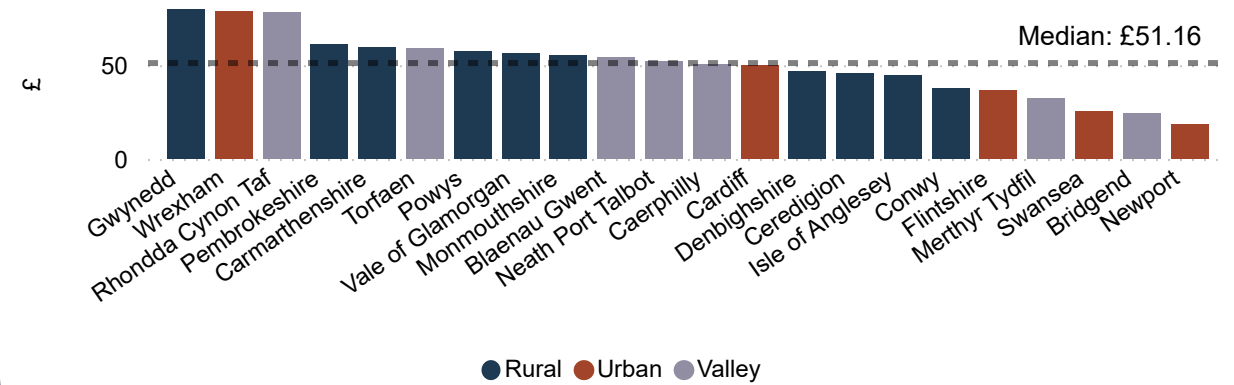
Net cost per household

2020-21	↘	2021-22
£50.58		£45.35
-10.3%		

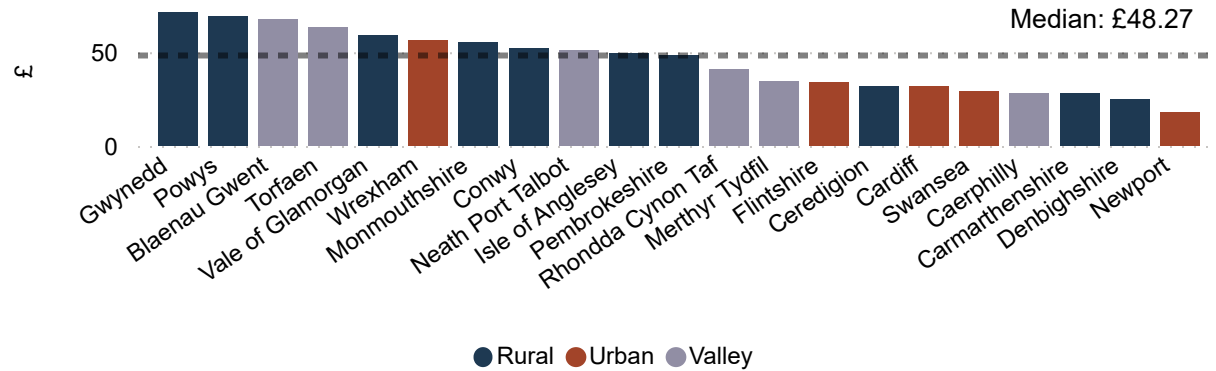
Net cost per household

8th lowest cost out of 22 councils
3rd lowest cost out of 10 Rural councils
1st lowest cost out of 2 Mid councils

Net expenditure on dry recycling services per household, 2021-22



Dry recycling collection costs per household, 2021-22



Net collection cost per household

2020-21	↘	2021-22
£33.92		£31.80
-6.3%		

Net collection cost per household

7th lowest cost out of 21 councils
3rd lowest cost out of 10 Rural councils
1st lowest cost out of 2 Mid councils

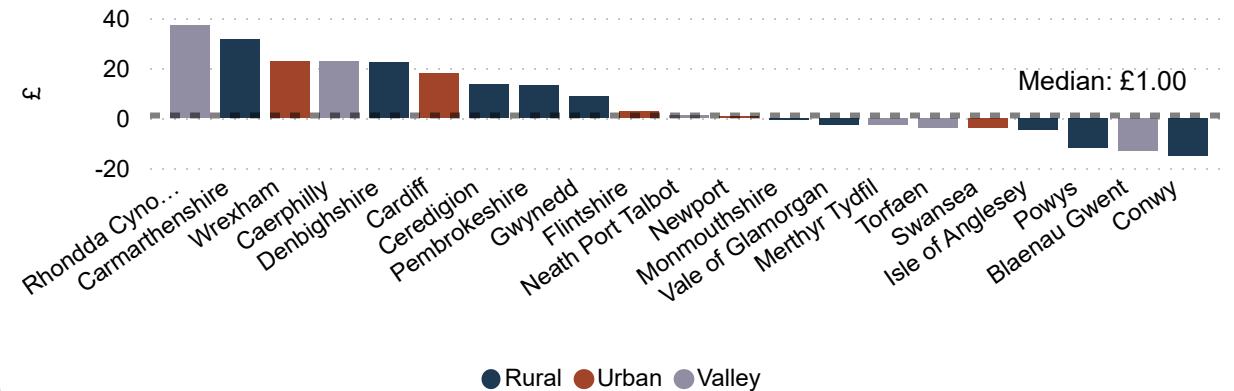
Net post collection cost per household

2020-21	↘	2021-22
£16.66		£13.55
-18.6%		

Net post collection cost per household

15th lowest cost out of 21 councils
8th lowest cost out of 10 Rural councils
2nd lowest cost out of 2 Mid councils

Dry recycling post collection costs per household, 2021-22



One council was unable to breakdown dry recycling service costs and therefore, 21 councils are represented in collection and post collection charts.

Food Waste - Total Service Cost and Tonnages

£24.28 - Total net service cost per household

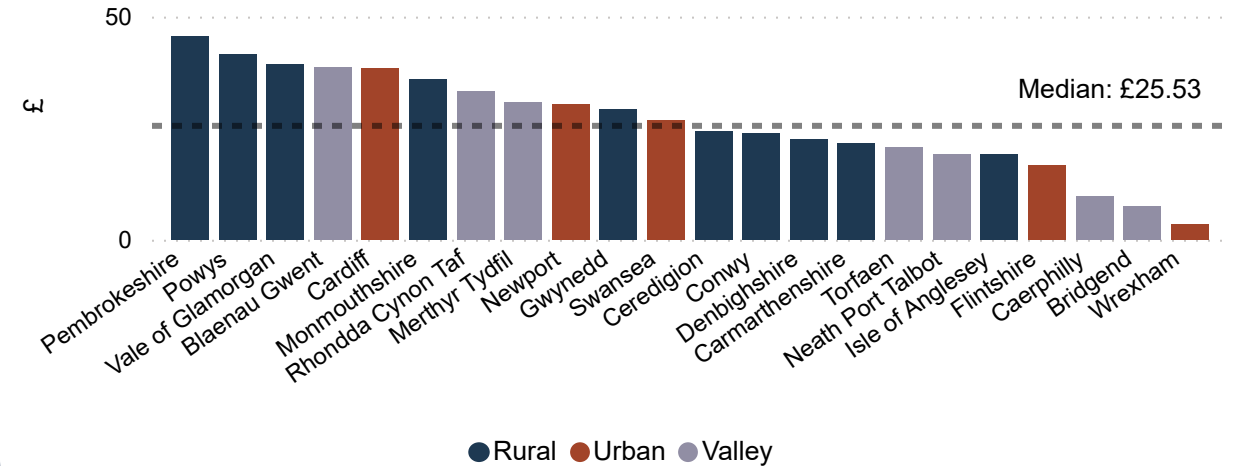
Net cost per household

<u>2020-21</u>	↘	<u>2021-22</u>
£25.60		£24.28
-5.1%		

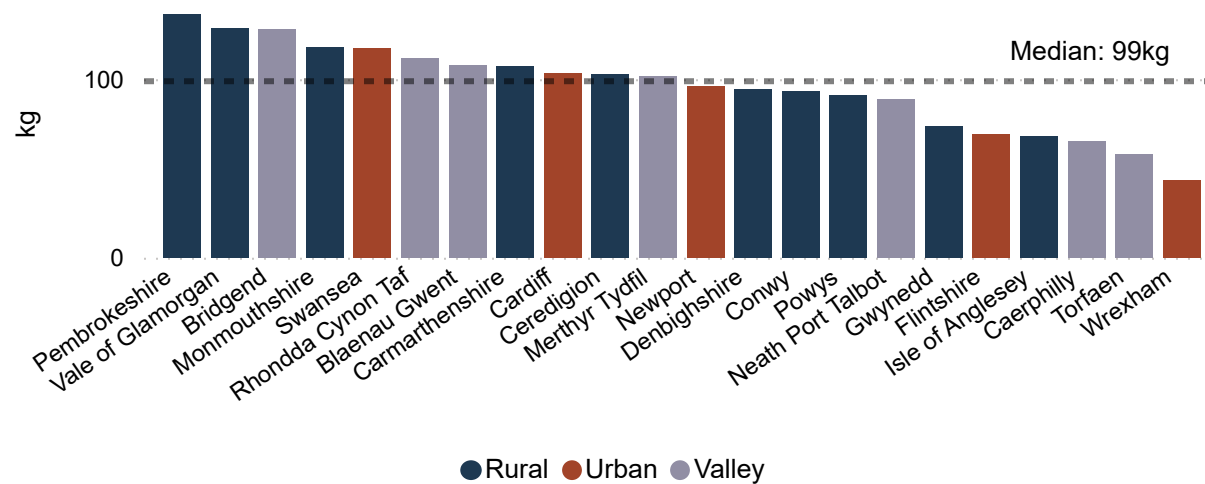
Net cost per household

11th lowest cost out of 22 councils
5th lowest cost out of 10 Rural councils
1st lowest cost out of 2 Mid councils

Net expenditure on food waste services per household, 2021-22



Food waste collected per household, 2021-22



3,651 - Tonnes collected at kerbside per annum

kg collected per household

<u>2020-21</u>	↘	<u>2021-22</u>
103kg		103kg
-0.3%		

kg collected per household

10th highest yield out of 22 councils
5th highest yield out of 10 Rural councils
1st highest yield out of 2 Mid councils

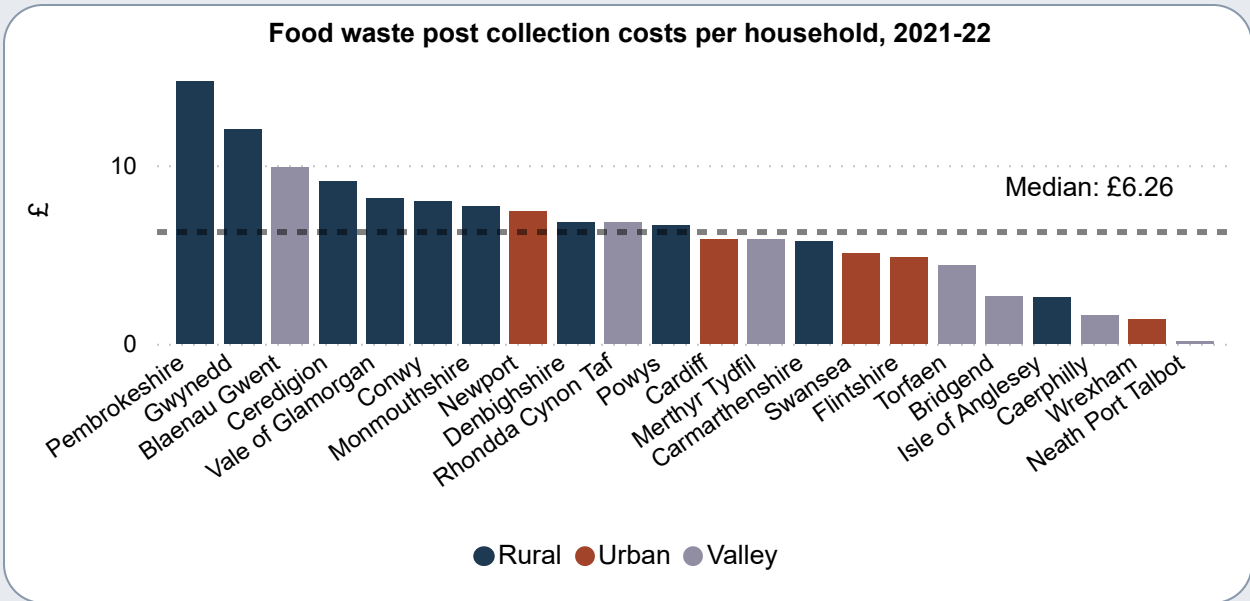
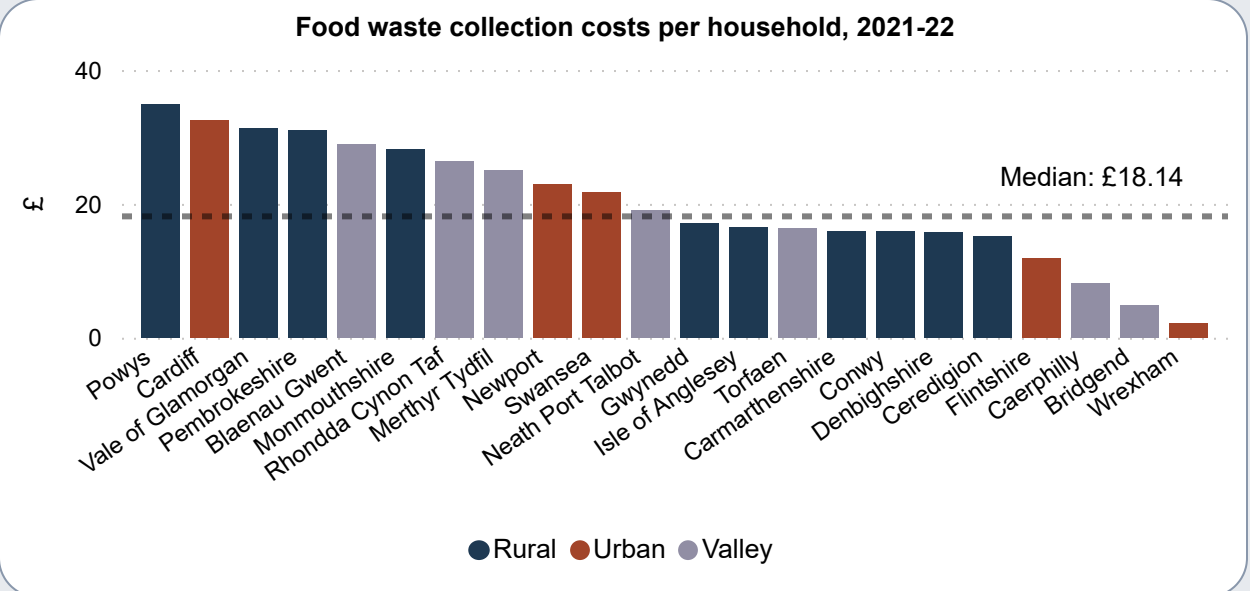
Food Waste - Collection and Post Collection Costs

Net collection cost per household

2020-21	↘	2021-22
£16.14		£15.18
-6.0%		

Net collection cost per household

- 5th lowest cost out of 22 councils
- 1st lowest cost out of 10 Rural councils
- 1st lowest cost out of 2 Mid councils



Net post collection cost per household

2020-21	↘	2021-22
£9.46		£9.10
-3.7%		

Net post collection cost per household

- 19th lowest cost out of 22 councils
- 8th lowest cost out of 10 Rural councils
- 2nd lowest cost out of 2 Mid councils

Residual Waste - Total Service, Collection and Post Collection Costs

£54.42 - Total net service cost per household

Net cost per household

2020-21
£54.73

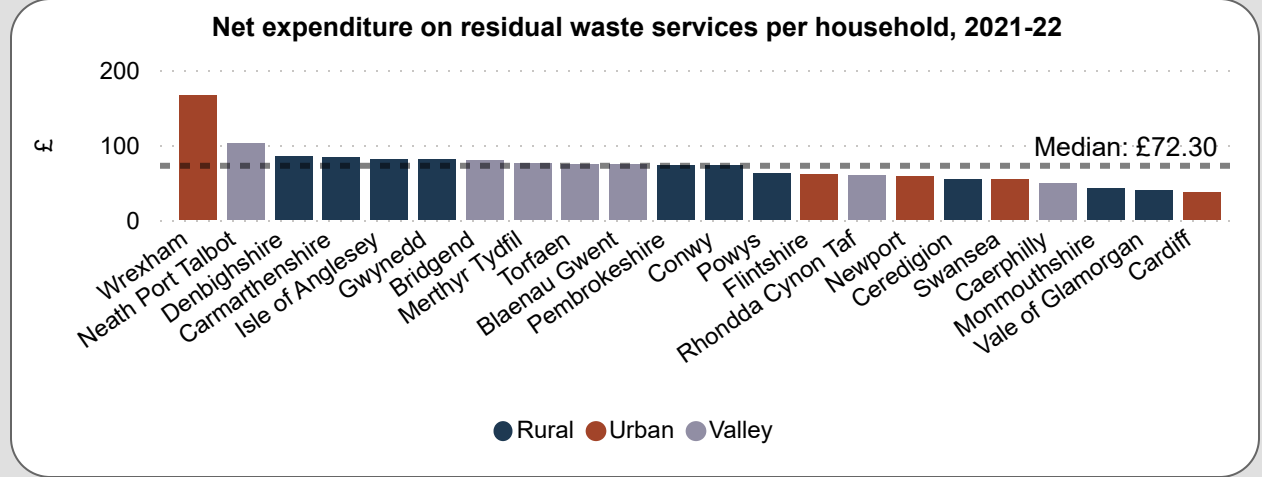
↘

2021-22
£54.42

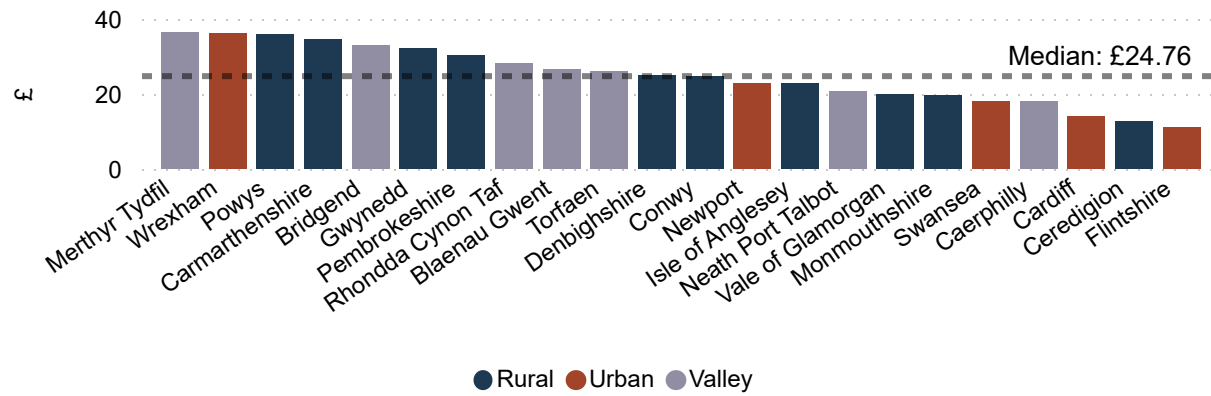
-0.6%

Net cost per household

6th lowest cost out of 22 councils
3rd lowest cost out of 10 Rural councils
1st lowest cost out of 2 Mid councils



Residual waste collection costs per household, 2021-22



Net collection cost per household

2020-21
£13.40

↘

2021-22
£12.68

-5.3%

Net collection cost per household

2nd lowest cost out of 22 councils
1st lowest cost out of 10 Rural councils
1st lowest cost out of 2 Mid councils

Net post collection cost per household

2020-21
£41.33

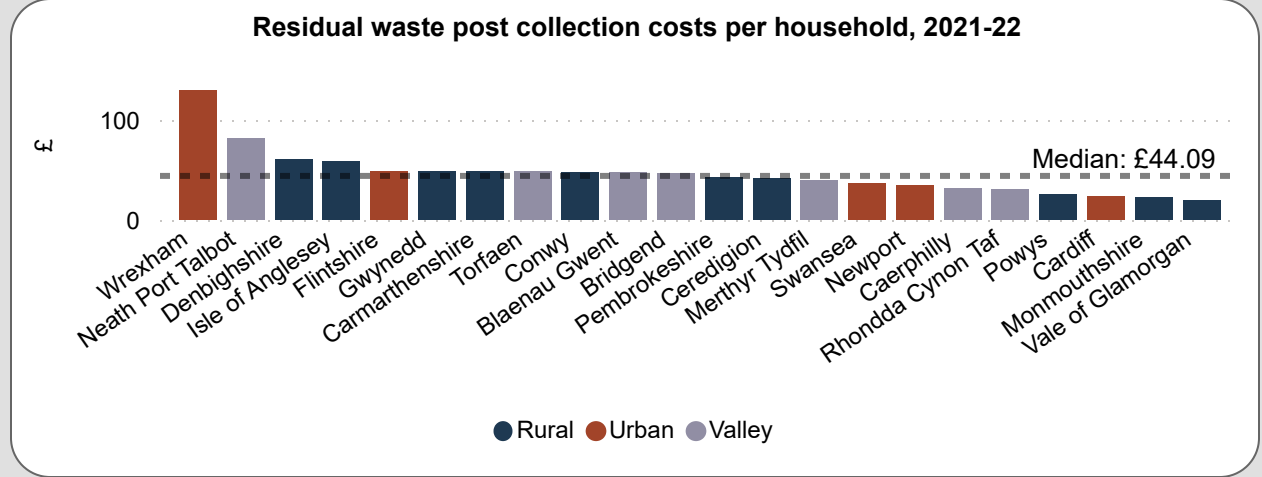
↗

2021-22
£41.74

1.0%

Net post collection cost per household

10th lowest cost out of 22 councils
4th lowest cost out of 10 Rural councils
2nd lowest cost out of 2 Mid councils



Household Waste Recycling Centre - Total Service Cost and Tonnages

£41.85 - Total net service cost per household

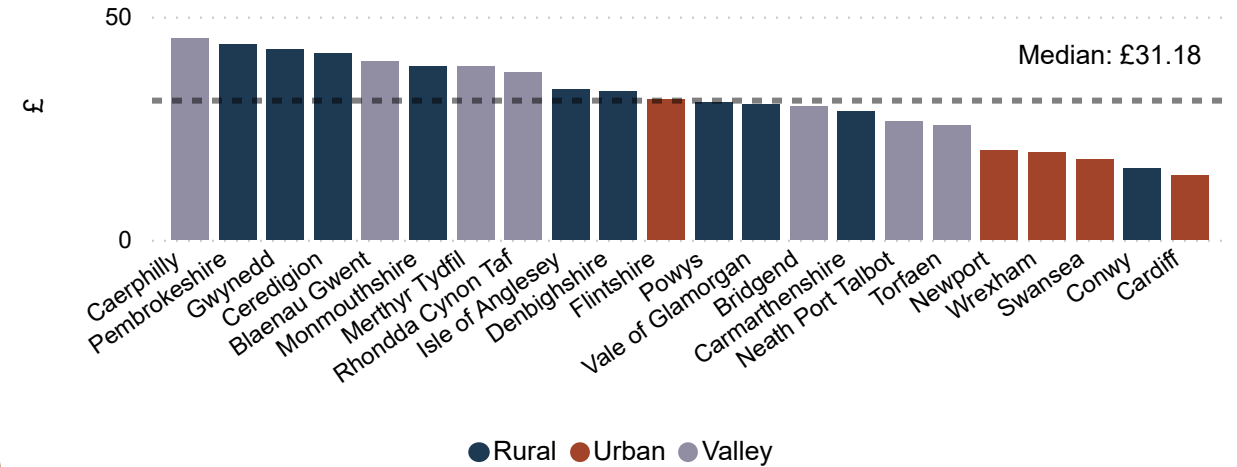
Net cost per household

<u>2020-21</u>	↗	<u>2021-22</u>
£37.49		£41.85
11.6%		

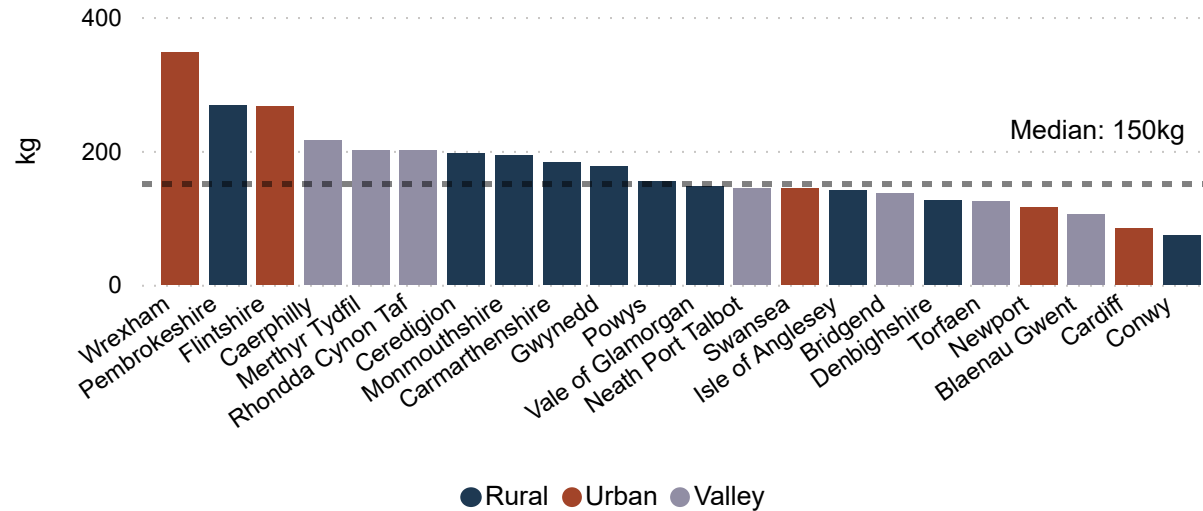
Net cost per household

19th lowest cost out of 22 councils
8th lowest cost out of 10 Rural councils
2nd lowest cost out of 2 Mid councils

Net expenditure on household waste recycling centre services per household, 2021-22



Household waste recycling centre throughput per household, 2021-22



6,969 - Tonnage throughput per annum

5,274 - Tonnes recycled per annum

75.7% - Diversion rate

kg throughput per household

<u>2020-21</u>	↗	<u>2021-22</u>
134kg		196kg
45.9%		

kg throughput per household

7th highest yield out of 22 councils
2nd highest yield out of 10 Rural councils
1st highest yield out of 2 Mid councils